

## GCG Sunday School - 15 June 2025

### Lesson Outline



**Lesson:** Come! All who are thirsty.  
**Passage:** Isaiah 55:1-5  
**Big Idea:** The Lord offers us good life like rich food and water, as we listen to him.  
**Main Aim:** Come and listen to the Lord.  
**Key verses:** Isaiah 55:1-3

**Please pray** for the lesson preparation, that God's word would feed us and the children.

**Laptop/tablet + speaker:** Unless you are at the Greenwich service, you will need to bring a device to play any media. If needed, Jonny can provide a **laptop and Bluetooth speaker**. 😊

**Additional resources:** [Isaiah Overview talk: Training for Grace Group leaders](#)

#### Isaiah Overview

701BC is the key date for Isaiah: when the Assyrian army arrives at Jerusalem and is destroyed.

Chapters 1-35 The army is coming. It will destroy everything, but Jerusalem will be saved.

Chapters 36-39 These events happen. The army is destroyed at the gates of Jerusalem.

Chapters 40-66 The future will look a bit like the past:

Coming universal judgement, with those who trust in the Lord being saved.

*Chapters 1-39 are written about the past, so that we'd trust the Lord for the future: chapters 40-66.*

#### Passage Overview for leaders: (Lesson Overview on page 3)

The Lord's servant will save his people. So what?

1. Come! Everyone who is thirsty. *Isaiah 55:1-2*  
What the Lord offers is way better than whatever else we could have.
2. Listen to have life. *Isaiah 55:3*  
Drinking and eating are like listening.
3. Because of the Lord's love for his servant. *Isaiah 55:4-5*  
He is raised and will call people to himself.

*For them then*

Come to the Lord for good life! Realise it's so much better than anything else on offer.

*For us now*

Same! The Lord Jesus is raised and calls all people to himself.

#### The Age Ranges

**Sailors: Ages 3-6**






**Officers: Ages 7-11**

CW (average age 4-5 years) - Prepare the lesson for **all ages**.

Then separate **Sailor** and **Officer** groups for **Heart & Hands** teaching.

GR and EC - Personalise **all material** for the Sailors or Officers.

## Lesson Overview

Get Going ~3 min + Song	Bible Talk ~10 mins	Heart & Hands ~30 mins	Catechisms ~10 mins	Land the Lesson
			 <small>The New City Catechism for Kids</small>	
Welcome & Pray Intro Idea Song	The Big Idea The Main Aim	Craft/ Worksheet Further teaching Memory verse	Practice Together	Recap Pray Extra Fun Time



### Get Going

Welcome, Pray, Introduction idea & Song

At GR and EC the [Sailor Leader](#) will lead the “Get Going” section, by default.

### Welcome and connect briefly with the children

- Ask a fun question, showing we’re interested in their lives. Such as:
  - What’s the best/ most fun thing you did yesterday/ this morning? Highlight/lowlight?
  - What was the tastiest food you ate? The smelliest thing you smelled?

### Prayer by the leader

- Help us to listen carefully to what God has to say to us today, and to have fun.

### Rules Reminder

- We listen to the leader.
- We love our neighbour.


### Intro Idea - Introduces the theme of the passage with “Intro” Powerpoint slides.

- Ask the children - Which would we rather eat or drink? Point to the one you’d eat/drink
  - Cheese sandwich or cardboard sandwich?
  - Sausages or soil?
  - Pizza or plastic?
  - Water on a hot day, or a cup of sand?
    - The Lord says that coming to him is like eating THE BEST food and drink.
    - Living while not listening to him is like eating THE WORST food and drink.

Link: Introduce the [Big Idea](#)

**Sing** - If needed, talk through the words and actions before singing.

NEW SONG - Isaiah 53:6 OOH!


Lyrics  Memory Verse Medley ~ Colin Buchanan ~ lyric video Starting at 1:30. He sings it 3 times.

Sing as many times as you like!

Learn the actions here, no need to copy them exactly:  Isaiah 53:6 Actions

**GR & EC - Split into [Sailor](#) and [Officer](#) groups for the remainder of the session.**

**CW - Remain together.**



## Bible Talk

Teaching the Big Idea & Main Aim.

Using the ICB translation: International Children's Bible.

Available at: [Bible Gateway](#)

*Keep it clear and snappy. Maybe come up with a catchphrase for the week.*

*Have a Bible open throughout to show that we're teaching from God's word, and not from our heads.*

*Think of ways to make the Bible talk engaging. Ideas are further down.*

### Key Verses - Isaiah 55:1-3

**Lesson Points** - Arriving repeatedly at the Big Idea.

The Lord's servant will save his people. So what?

1. Come! Everyone who is thirsty.

*Isaiah 55:1-2*

The Lord offers everyone to come to him.

He offers food and drink (picture language for good life).

He offers it for free!

What the Lord offers is so much better than anything else.

Life without the Lord is like having rubbish food.

It doesn't satisfy. It doesn't give life. Good life.

2. Listen to have life.

*Isaiah 55:3*

Drinking and eating are picture language.

It's like listening to the Lord.

Coming to the Lord and listening to his word is like eating good food.

He gives good life.

He gives everlasting life.

3. Because of the Lord's raised his servant. He calls us.

*Isaiah 55:4-5*

How is all of this possible?

Because the Lord loved his servant.

He has raised his servant from death.

This faithful servant now calls all people to himself.

*For us now: Come to the Lord Jesus for good life! - John 7:37-38*

We should realise that listening to the Lord and living in his ways is the best way to live.

It's the good life.

We should realise what our friends and family need more than anything else:

To come to the Lord and listen to him.

Jesus is alive, raised from the dead.

He calls all people to listen to him and to drink living water.

**Brief application** - The Main Aim expanded.

- **Sailors** State the Main Aim application and expand it a bit.


This is how it's right to think/ act/ talk/ feel.

For home/ school/ church.

- **Officers** Ask questions to arrive at the Main aim application.  
How does this help us think/ act/ talk/ feel differently?  
What about at home/ school/ church?

### Teaching ideas - Ask Jonny if you'd like more ideas.

- In the Bible talk, I'd recommend using the teaching images to get the big points clear.
- Isaiah series picture. Find it laminated in the box. Use it to give an Isaiah overview each week: Isaiah is surrounded by people trusting in themselves, idols and money to save them. No! He says. Trust in the Lord alone to save you!



- Isaiah has a lot of picture language. Bring out the *images* and the *tone* by acting/storytelling: **You may want to source extra props, Jonny can help.**

Here are some ideas for scenes,

1. Eating food. Good food and bad food. Drinking water for free, you really need it. The Lord offers something like this.
2. Calling for the nations to come. Someone calls "Come!" and all the children run from each corner of the room. The servant does something like this.

- Ask questions when teaching, adapting them for the children in your group, such as:

1. What do
- **Sailors - More question ideas:** What noise/ smell do you think it made? How many stars did he see? Have you ever seen that before? How did he feel? What face would she have made?
  - **Sailors - More teaching ideas:** Make actions to copy at certain points, act it out with costumes and scenery, go for a walk around the room, use Lego/Playmobile figures.
  - **Officers - More question ideas:** Why do you think he did that? What did she get right/ wrong? What would you do in his situation?
  - **Officers - More teaching ideas:** Act it out, have them draw scenes, shout out the best thing they see in the passage, make a puppet show using paper and card, go for a walk, use Lego.

### Heart and Hands

More on the Big Idea & Main Aim with activities.



### Table Activities - Craft or worksheet - Spares go to the Eltham service.

- **Sailors** Craft.

*Cut, stick/fasten, colour. Chat about how it relates to the teaching point.*

- **Officers** Worksheet.  
*This is a guided form of Bible study, to help them learn how Bible studies work.  
 The sheet progresses from easy questions to harder questions.  
 Help them find answers in the Bible and think about the passage.*

## Further Teaching

An opportunity to reteach the same Big Idea & Main Aim with:

- Act out the passage/ recap main point using the craft/worksheet.
- Do a drama based on the Main Aim. For example, the children make up a drama about someone who used to be worried, but is now comforted because God knows them completely.
- Discuss application.

The New City  
Catechism

for Kids



## New City Catechism

### Practice Together

What is this? Tim Keller Introduces the New City Catechism

Why do this? Why We Should Catechize Our Children

## This week - Question 11.

- Open up the Catechism of the week.  
 Practice saying it with the children. Some might have learnt it at home to say it with less help.  
 Talk about difficult words and ideas.
- **Sailors** Use Children's Mode and the songs to learn. Playlist starts here:  
 Q1 What is Our Only Hope in Life and Death?
- **Officers** Use Children's Mode where necessary.  
 You could make up a rhyme or rap to learn it.  
 Or make up a game of trying to remember it: In a circle, one word each.



## Land the lesson

**Bring everything together: Recap, prayer and game.**

**Recap** - Use the craft/ worksheet to remind them of the Big Idea & Main Aim.

**Pray** - Encourage the children to pray with you about the Big Idea and Main Aim.  
 They could **thank/praise God** for it or **ask for help** in believing it.

- **Sailors** You could suggest "Popcorn prayers" - really short prayers.  
 Or "Arrow prayers"- We all shoot up like an arrow at the end.  
 Or you could try the idea we use with Officers.
- **Officers** You could pass an object, like a Bible, around the room.  
 When a child receives the Bible, they can choose to pray in their head or aloud.

**Game idea** - Feel free to play something different!

- **Sailors**      Something fun, check the G-drive.
- **Officers**     Something fun, check the G-drive.

**Time fillers, Games and Music** - Check the G-drive

- I often play something from: <https://www.youtube.com/@thebiggeststory>
- A Spotify playlist of Sunday School songs can be found in the Term Overview Document.

**Sign out** - Give each family a Take Home Sheet

- Sign out with Check-In.